

# Quail Creek Fine Arts Painting Club

## June 2019 Newsletter

### PRESIDENT'S MESSAGE

Summer is upon us and I think we have some exciting workshops planned. I hope you will enjoy using the studio – remember it is always cooler inside. Even if you don't sign up for one of the workshops, the studio is open during the same times for you to work on your own projects. Our next meeting is the picnic on July 15.

### PICNIC IN JULY

Our annual picnic will be at 6pm on Monday, July 15 at the Pickleball courts. Spouses and significant others are invited. Bring a dish to share and your own drinks. (Adult beverages allowed). We will provide the napkins, plates, cups and silverware. If there is inclement weather, we will move to the Art Studio. This is a Show and Tell Event so bring a picture to share. It will be fun for your guests to see your presentation and the work of others in the club.

### SAD NEWS IN THE CLUB

Jean Pastore's husband Darrell, Barbara Guidici's husband Lee, and Quigley Robichaud (drawing student) all recently passed away. Our thoughts are with their families at this time.

## Workshops

### ACRYLIC AND MIXED MEDIA WITH SUSAN BRANCH

**May 30 from 9am to noon**

The first two workshops were a great success, so Susan has added another date. In this workshop you will receive one-on-one help with your current or past incomplete projects with perhaps a small tweak or a major change. Or, receive one-on-one help with a brand-new project of your choice. Either way you are sure to have fun while learning something! Susan will help you get started or to continue your project. The focus is FUN and CREATIVITY. Cost \$20. Contact Susan at [sgbranch51@yahoo.com](mailto:sgbranch51@yahoo.com)

### UPCOMING CLUB DATES

**July 15 Picnic 6:00 pm**



**Open Studios** to be announced.

**No meeting in June or August**

Find the online calendar here:

<https://qcfapc.com/calendar/>

## TORN PAPER COLLAGE AND WATERCOLOR WITH STEPHANIE CHIN

**Thursday and Friday, June 6 and 7 and June 20 and 21. 9am to noon.**

The two-day classes repeat themselves so you can start at the first date of either week. Beginner and all levels are welcome.



**Media:** watercolor, modpodge, and handmade paper



Participants will learn the basics of torn paper collage, how to apply handmade papers to heavy prestretched acrylic paper and create special effects with “deep saturation” watercolor application

Cost: Members \$30: nonmembers \$35 covers a 2-day workshop. Sign up after May 21 by email [chin2266coyote@gmail.com](mailto:chin2266coyote@gmail.com). For further information contact Stephanie at 520 273 4395.

Supplies: 2 12x14 canvas boards, basic watercolor set with small to medium brushes and a small bottle of modpodge (matte). The teacher will supply acrylic paper, handmade papers, with a full list when you sign up. Always bring covers for the table or floor, paper towels and aluminum foil if you use an easel.



## COLORED PENCIL ON ROUGH WATERCOLOR PAPER

WITH BRAD GRANT

**Friday, June 14th, 10am to 1 pm.** Cost \$20. There will be an extra cost beyond this as Brad will provide the special paper.


Emphasis will be placed on mixing and blending colors, attending to values, and accurately rendering the images

Bring colored pencils (Brad will have extras if you need other colors). Bring erasers and a ruler, a graphite pencil and an image of the picture you would like draw. Be sure the image is large

enough to show detail and hold a grid. Brad will have some extra if you need ideas. You will start by gridding a copy of the photo, and then gridding the paper you will draw on. Once you have the drawing laid out, you will use the colored pencils to finalize the picture.

Sign up by e-mailing Brad at [bsgrant51@yahoo.com](mailto:bsgrant51@yahoo.com)

## COME AND TRY WATER-SOLUBLE OIL PAINTS WITH JUDY MCCORMICK



**Wednesday June 26** from 9am – 12pm. Cost is \$5 to cover the cost of the materials.

Have you always wondered what it is like to use water soluble oil paints? Come and Try, we will supply the paint, brushes and medium. We will have fun painting using a technique of applying and wiping off paint.

You bring an 8x10 canvas panel, plastic covers for the table and floors, paper towels, a small glass jar, a small container for water and aluminum foil for the easel.

This class is best if you have some experience painting with any medium. No need to be an experienced painter.

Sign up by e-mailing Judy at [jemccormick11@gmail.com](mailto:jemccormick11@gmail.com)

## SKETCH BOOK JOURNALING WITH PEGGY KIMES

**Friday, June 21 at 1pm**

Sketchbookers, let's have fun sharing your work. Even if you didn't complete the 30 day challenge, come and share what you have done. If you are out of town, e-mail some of your sketches to Peggy Kimes ([peggyk922@yahoo.com](mailto:peggyk922@yahoo.com)). She will bring her computer and share your drawings with the others attending. At the end of the time, we will have a drawing of all who completed the challenge. The winner receives a gift certificate to Arizona Art Supply. No need to be present to win.

## PASTELS WITH NANCI SHEPPARD

**June 28 from 9-4 with hour for lunch break** . (also July 29, August 29 and September 30)

Nanci Sheppard is holding a pastel class for her former students and anyone who has some experience using pastels

Nanci usually teaches pastel classes during the winter. She is offering these summer classes once a month. Any ability is welcome. Each student will work on their own project with lots of assistance from the instructor as needed.


Supplies: Uart, Sennelier or Art Spectrum sanded paper. A range of soft pastels. Jack Richeson, Sennelier, Unison, or Mungyo hand rolled are all good brands. A backboard cut larger than your

paper (foam core board or mat board). Tape, scissors, kneaded eraser, vine charcoal for drawing, aluminum foil to protect the easel. Floor covering, or table covering to protect the work area. Vinyl tablecloths work well. Floor covering for standing easels. Table covering for table easels and for protecting your work area.

Please let me know if you are planning on attending. I will need 2 students to have the class. Phone (541) 519-3780 and email: [nanciwshep2468@gmail.com](mailto:nanciwshep2468@gmail.com)


## PLEIN AIR AT DESERT MEADOWS PARK

We still are hoping that artists from the club will join each other for painting Plein Aire in the Desert Meadows Park on **Tuesday June 11 and Tuesday June 25**. Meet at the ramada at the north end of the park at 8:30am. To get to the park, turn left on Old Nogales (Continental) when leaving Quail Creek. Turn right on Abrego and then take the first right turn. The park is at the end of the street.



Show & Tell photos by Steve: His daily sketchbook in progress, Brad with pencil on rough paper class, Susan and her grandma Smith, Stephanie discusses her collage class, Bucky Burro says "Hay" sketchy does it, Don says it is a 4 cigar paint to this point! Hobbit house master Jim Hall





## 2019 BOARD CONTACT INFO

President	Judy McCormick	fapcpresident@gmail.com
Co-VP	Verne Gibbs & Carole Washburn	vernegibbs@gmail.com carolejwashburn@me.com
Treasurer	Jan King	jankingtravels@gmail.com
Secretary	Vicki Bengault	qcfapcsecretary@gmail.com